

Installation Instruction

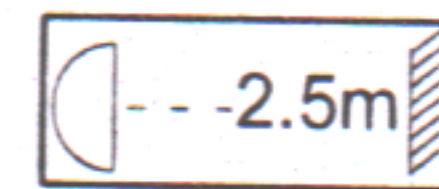


WARNING

READ ALL CAUTIONS AND WARNING TO OPERATE THIS EQUIPMENT.

INSTRUCTION TO PREVENT INJURY OR DAMAGE DUE TO ELECTRIC SHOCK, FIRE, MECHANICAL HAZARDS.

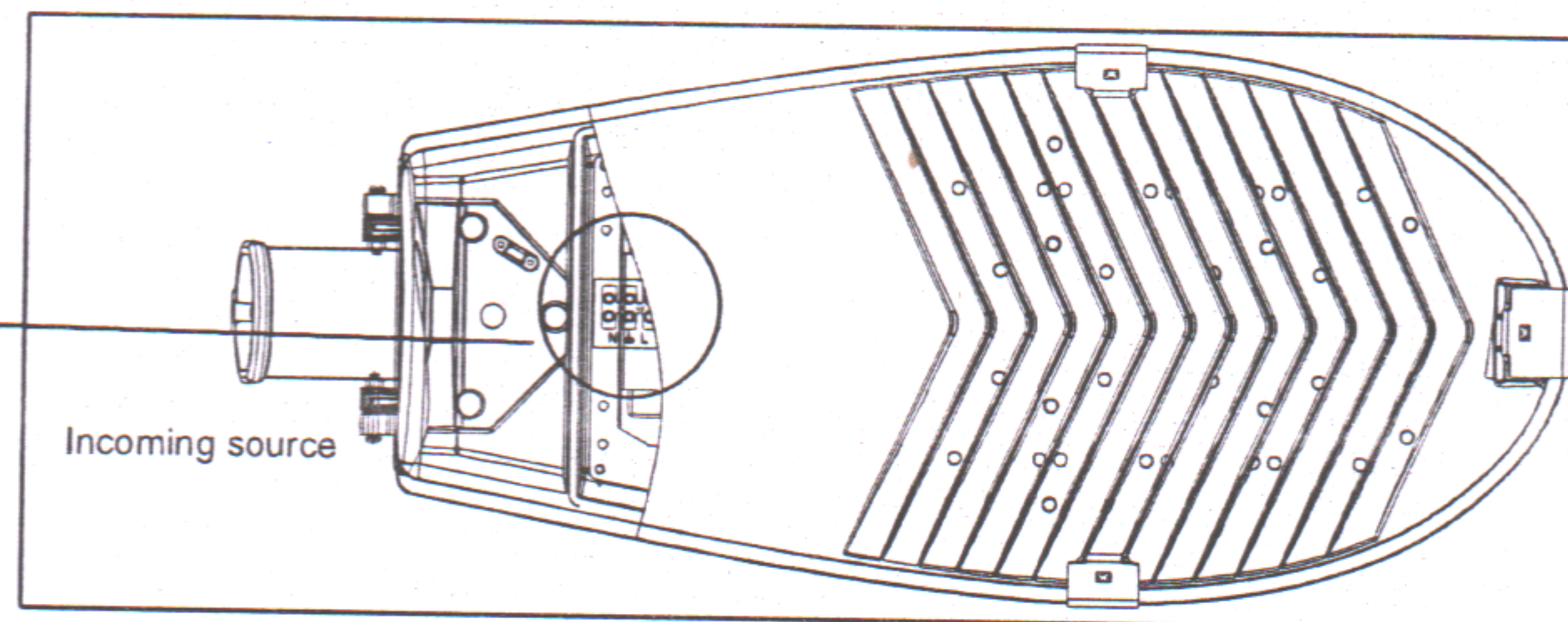
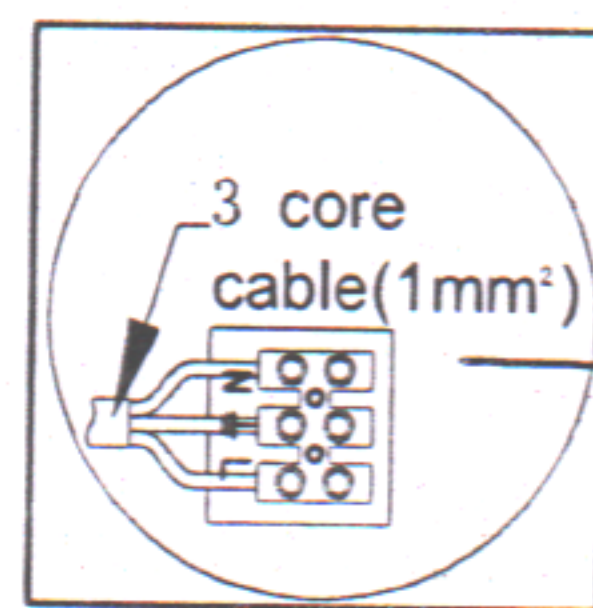
- Installation/maintenance only conduct by skilled personnel.
- During overhaul/maintenance, only use original parts for replacement.
- Warranty void if any luminaires are subsequently modified without inform to the manufacturer.
- The manufacturer bears no liability for the damage caused by inappropriate use of application.
- If the external flexible cable on cord of this luminaire is damaged, it shall be exclusively replaced by the manufacturer or his service agent or a similar qualified person in order to avoid a hazard.
- For wire connections of the LED StreetLight make use of cables type H05 RN-F with diameter $\Phi=7-11\text{mm}$ and minimum section of 1mm^2 for each lead-in wire.
- When the LED StreetLight is on, ensure that a minimum distance of 1m between the lamp and the illuminated surface is respected, as indicated by the relative symbol.



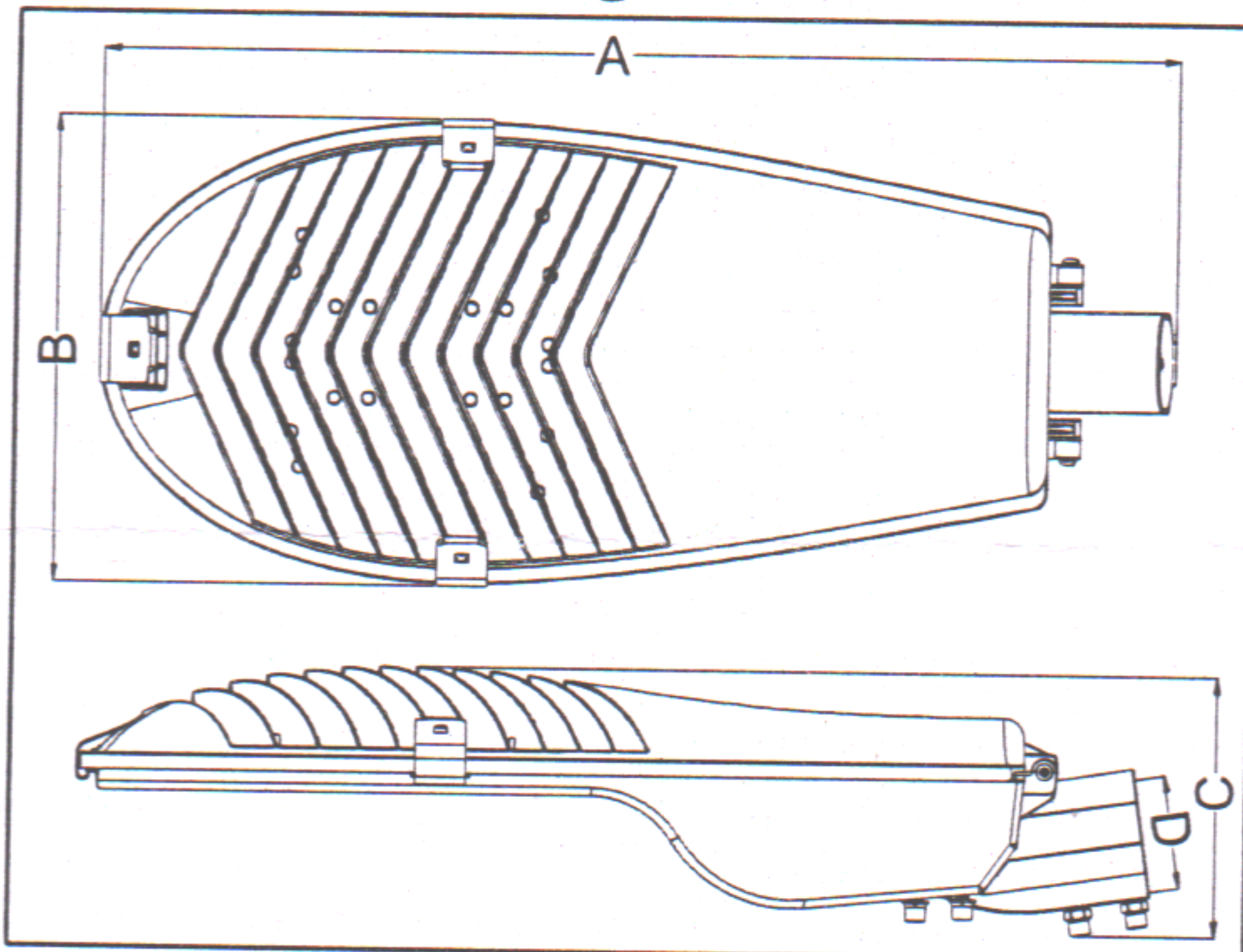
• PROTECTION AGAINST FIRE

Characteristics

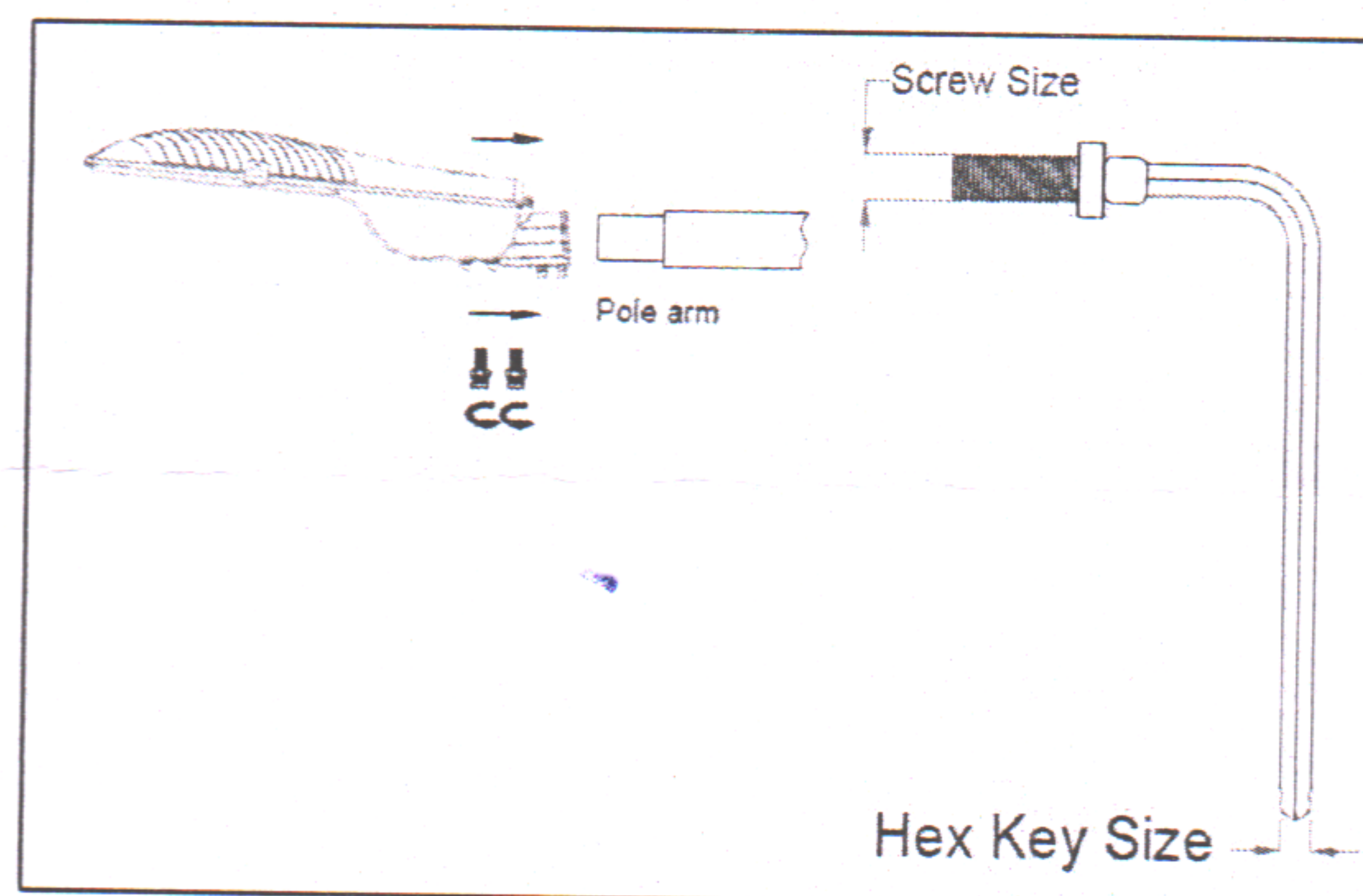
- PRI: 90V-264V ~ 50/60Hz
- Insulation class: I
- Cos ϕ : 0.9
- Lamp holder: LED
- Protection degree: IP65



Dimension Diagram



Mounting Instruction



Housing Model	Power (W)	Casing Dimension(mm)				output Voltage	Screw Size	Max surface exposed to the wind (m ²)	Packing(cm)	G.W/N. W(kg)	Pcs/ ctn
		a	b	c	d						
GLT-20W/GLT-20W DIM	20W	522	216	137	65	48V 0.4A	M8	0.11	57.5x23.8x15.7cm	3/3.7	1
GLT-30W/GLT-30W DIM	30W	522	216	137	65	49V 0.6A	M8	0.11	57.5x23.8x15.7cm	3.15/3.78	1
GLT-40W	40W	522	216	137	65	42V 1.05A	M8	0.11	57.5x23.8x15.7cm	3.18/3.82	1
GLT-50W	50W	522	216	137	65	49V 1.05A	M8	0.11	57.5x23.8x15.7cm	3.18/3.82	1
GLT-60W	60W	629	268	148	65	48V 1.3A	M10	0.17	68x30.5x19.5cm	4.69/5.65	1
GLT-80W	80W	629	268	148	65	35-48V 1.5A	M10	0.17	68x30.5x19.5cm	4.69/5.66	1
GLT-100W	100W	752	310	178	65	48V 2.2A	M10	0.23	82.5x32x23.5cm	7.5/8.5	1
GLT-120W	120W	752	310	178	65	48V 2.5A	M10	0.23	82.5x32x23.5cm	7.5/8.5	1
GLT-150W	150W	863	359	199	65	48V 3.2A	M10	0.31	94.5x39x27	10.61/12	1
GLT-180W	180W	863	359	199	65	48V 3.9A	M10	0.31	94.5x39x27	10.61/12.1	1
GLT-200W	200W	863	359	199	65	48V 5.0A	M10	0.31	94.5x39x27	10.61/12.3	1
GLT-240W	240W	863	359	199	65	48V 5.0A	M10	0.31	94.5x39x27	10.61/12.3	1